

Scaled data based on original data using
LM-79-08 Approved Method: Electrical and Photometric Measurements of Solid-
State Lighting Products

Test Report Prepared for
Cooper Lighting Solutions
(formerly Eaton)

Brand: McGRAW-EDISON

Report Number: P227053

Luminaire Tested: **ISW-AF-600-LED-E1-SL4-7050**

Issue Date: 3/3/2020

Test Information

Test Method: LM-79-08
Report Number: P227053
TEST IS SCALED FROM IESNA LM-79-08 TEST DATA (P35947)
Test Lab: INNOVATION CENTER-P3
Issue Date: 3/3/2020
Manufacturer: COOPER LIGHTING SOLUTIONS (FORMERLY EATON)
Product Line: MCGRAW-EDISON
Catalog Number: ISW-AF-600-LED-E1-SL4-7050
Description: IMPACT ELITE LED WEDGE LUMINAIRE
LIGHT SQUARE WITH ACCULED OPTICS-TYPE IV W/SPILL CONTROL
Light Source: (16) 5000K CCT, 70 CRI LEDs
Ballast/Driver: ELECTRONIC DRIVER

Summary

Lumens per Lamp: N/A
Luminaire Lumens: 3659.7 lumens
Efficiency: N/A
Efficacy: 108.6 lumens/watt
Luminous Opening: Rectangular (W 0.5' x L: 0.5' x H: 0')
IES Classification: Type IV - Short - Semi-Cutoff
BUG Rating: B1 - U1 - G1

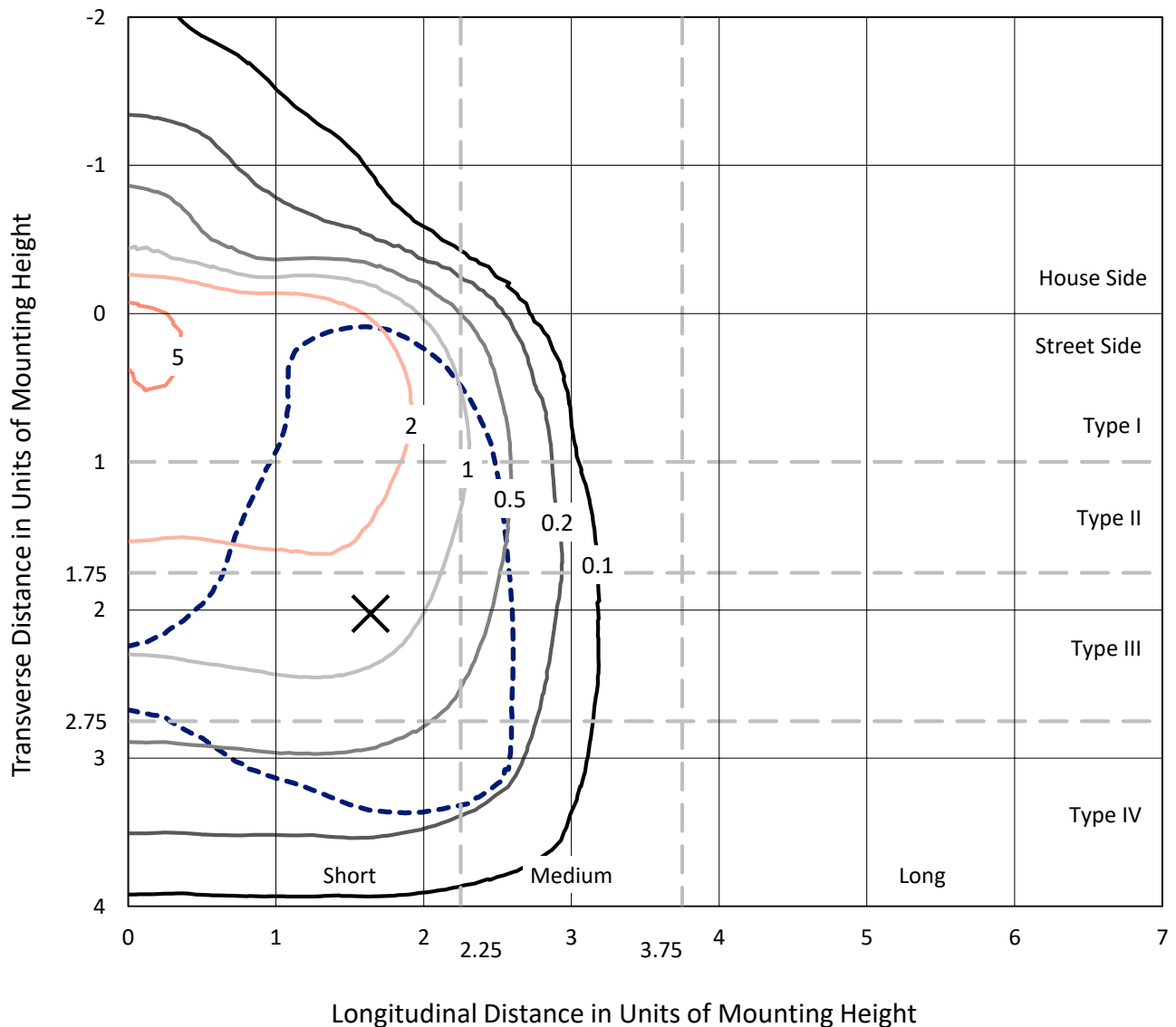
Input Watts (W): 33.7
Input Voltage (V): 120
Input Current (Ain): NR
Voltage Rise (V): NR
Power Factor: NR
Total Harmonic Distortion (THDi): NR
Frequency (hertz): 60
Stabilization Time: NR
Operation Time: NR
Ambient Temperature (°C): NR
Test Distance: 25 FT



REPORT NUMBER: P227053
 CATALOG NUMBER: ISW-AF-600-LED-E1-SL4-7050

Iso-Footcandle Lines of Horizontal Illumination

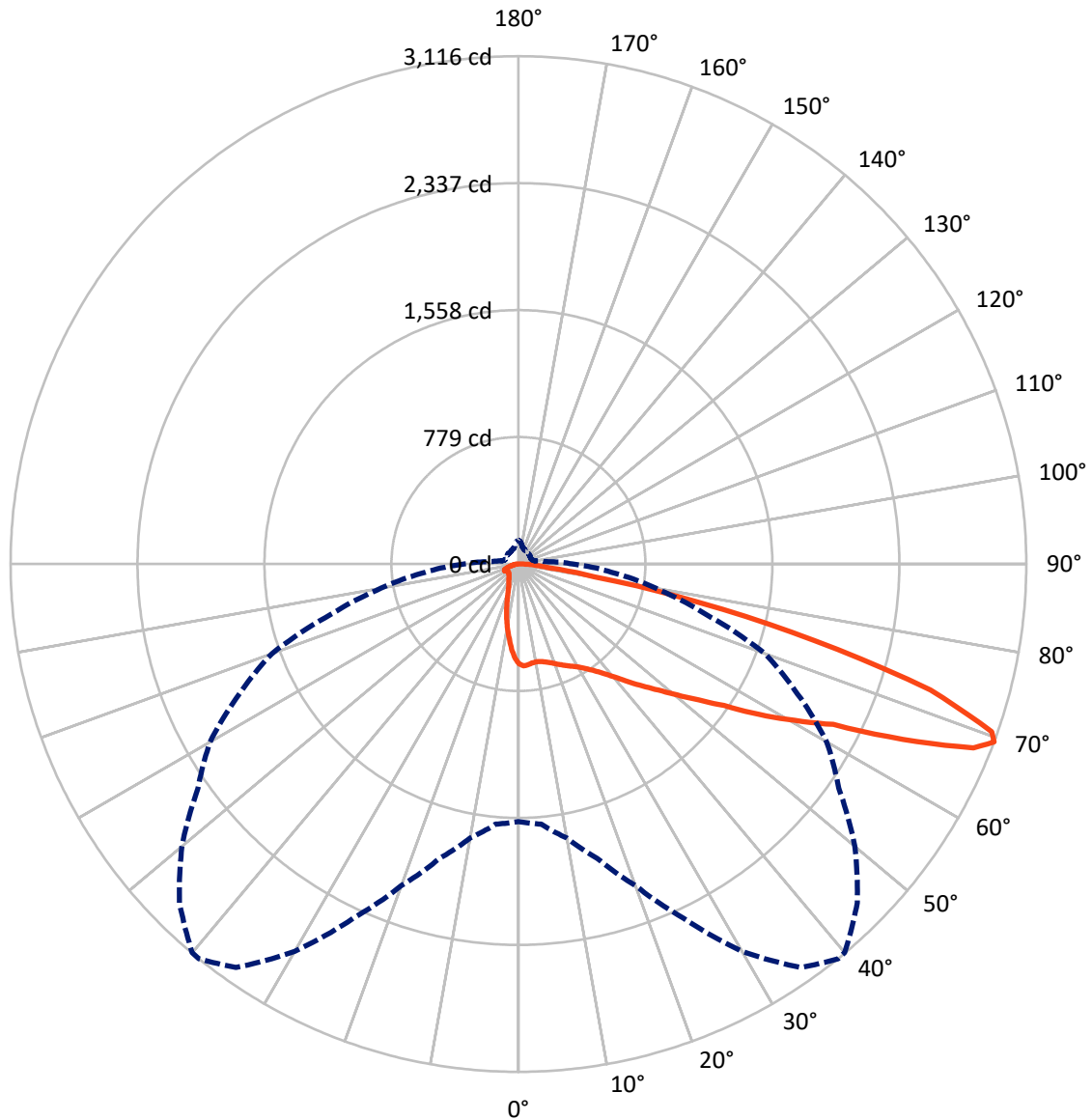
× Max cd
 - - - 1/2 Max cd



Based on 10 foot mounting height. Maximum calculated value = 6.1 fc
 Type IV - Short - Semi-Cutoff

REPORT NUMBER: P227053
CATALOG NUMBER: ISW-AF-600-LED-E1-SL4-7050

Luminous Intensity Polar Plot



— Vertical Plane Through 39-Deg Lateral - - - Horizontal Cone Through 69-Deg Vertical

REPORT NUMBER: P227053

CATALOG NUMBER: ISW-AF-600-LED-E1-SL4-7050

FLUX DISTRIBUTION:

		Downward	Upward	Total
House Side	Lumens	463.0	0.1	463.2
	% Fixture	12.7	0.0	12.7
Street Side	Lumens	3195.6	0.9	3196.5
	% Fixture	87.3	0.0	87.3
Total	Lumens	3658.7	1.0	3659.7
	% Fixture	100.0	0.0	100.0

ZONAL LUMENS:

Zone	Lumens	% Fixture
0°-10°	52.9	1.4
10°-20°	133.4	3.6
20°-30°	207.7	5.7
30°-40°	313.8	8.6
40°-50°	502.2	13.7
50°-60°	789.3	21.6
60°-70°	1062.8	29.0
70°-80°	527.2	14.4
80°-90°	69.3	1.9
90°-100°	1.0	0.0
100°-110°	0.0	0.0
110°-120°	0.0	0.0
120°-130°	0.0	0.0
130°-140°	0.0	0.0
140°-150°	0.0	0.0
150°-160°	0.0	0.0
160°-170°	0.0	0.0
170°-180°	0.0	0.0
0°-90°	3658.7	100.0
0°-180°	3659.7	100.0

Coefficient of Utilization



REPORT NUMBER: P227053

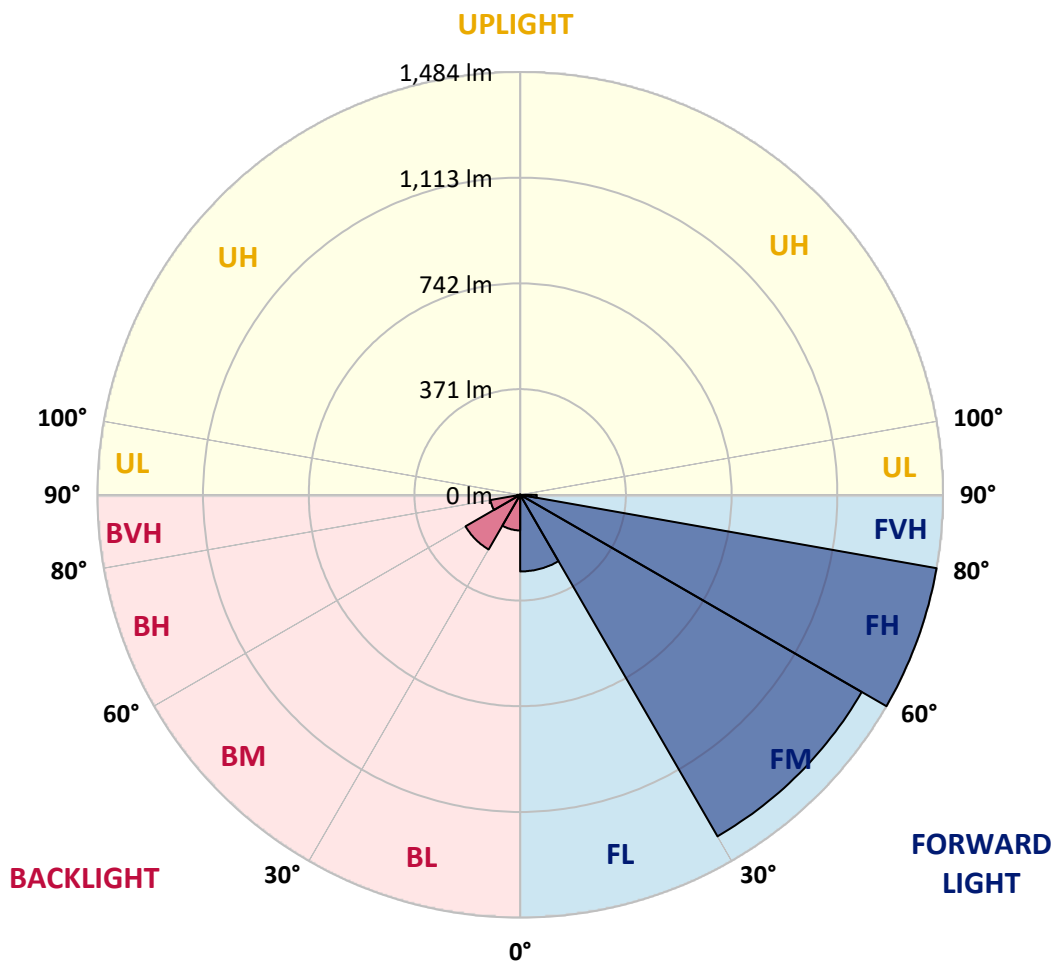
CATALOG NUMBER: ISW-AF-600-LED-E1-SL4-7050

LUMINAIRE CLASSIFICATION SYSTEM LUMEN TABLE AND BUG RATING:

Zone		Lumens	% Fixture	Zone Rating/Lumen Limit		
				B	U	G
FL	(0°-30°)	269.1	7.4			
FM	(30°-60°)	1384.2	37.8			
FH	(60°-80°)	1484.0	40.6			G1/1800
FVH	(80°-90°)	58.3	1.6			G1/100
BL	(0°-30°)	124.9	3.4	B1/500		
BM	(30°-60°)	221.2	6.0	B1/1000		
BH	(60°-80°)	106.0	2.9	B0/110		G0/110
BVH	(80°-90°)	10.9	0.3			G1/100
UL	(90°-100°)	1.0	0.0		U1/10	
UH	(100°-180°)	0.1	0.0		U1/10	

BUG Rating: B1-U1-G1

Type IV Short





REPORT NUMBER: P227053

CATALOG NUMBER: ISW-AF-600-LED-E1-SL4-7050

CANDELA DISTRIBUTION (FULL):

	0°	5°	10°	15°	20°	25°	30°	35°	39°	40°	45°
0°	613.0	613.0	613.0	613.0	613.0	613.0	613.0	613.0	613.0	613.0	613.0
2.5°	627.8	628.4	628.4	629.0	626.6	626.6	627.2	624.8	626.0	625.4	622.5
5°	629.0	629.6	629.0	629.6	626.6	625.4	623.1	620.1	621.3	620.7	616.5
7.5°	626.0	626.6	625.4	626.0	622.5	620.1	616.5	614.1	612.4	611.8	606.4
10°	619.5	621.3	618.9	620.7	617.7	615.3	613.6	611.2	610.0	609.4	603.5
12.5°	610.0	611.2	611.8	614.1	614.1	614.7	614.7	613.0	613.6	613.0	608.2
15°	601.1	605.2	609.4	611.8	616.5	619.5	621.9	621.3	623.1	622.5	619.5
17.5°	601.1	604.6	611.8	619.5	628.4	632.6	636.1	636.1	636.7	635.5	630.8
20°	603.5	610.0	621.9	634.9	645.6	653.9	656.3	655.7	653.3	653.3	645.0
22.5°	623.1	627.2	640.3	654.5	669.4	677.7	678.3	676.5	671.8	670.6	660.5
25°	651.0	655.7	667.6	686.0	697.3	703.8	702.1	696.1	691.4	687.2	676.5
27.5°	694.3	697.9	709.8	722.2	728.8	731.2	724.0	715.7	710.4	708.6	694.3
30°	738.9	743.6	753.1	760.9	766.2	759.1	747.8	738.3	733.5	732.3	719.3
32.5°	793.5	794.1	800.6	802.4	803.0	791.1	775.7	766.8	765.0	762.6	752.5
35°	843.4	846.4	845.2	844.6	839.3	824.4	811.3	806.0	804.2	803.6	795.3
37.5°	888.0	892.7	889.7	884.4	877.9	866.0	852.3	846.4	852.3	848.8	850.5
40°	931.3	931.3	927.8	924.8	917.1	905.8	901.0	901.6	911.1	913.5	915.9
42.5°	968.7	968.1	964.6	962.2	961.0	958.6	956.3	967.6	986.0	989.5	994.9
45°	1009.7	1009.1	995.5	1000.2	1008.5	1010.3	1018.6	1044.8	1067.3	1069.1	1080.4
47.5°	1049.5	1044.8	1031.7	1036.4	1060.2	1072.7	1086.3	1123.2	1154.6	1161.2	1192.7
50°	1091.1	1086.3	1072.1	1081.0	1114.3	1137.4	1169.5	1220.6	1263.9	1272.8	1313.8
52.5°	1134.5	1133.9	1122.6	1136.2	1177.2	1224.1	1274.6	1332.2	1385.1	1396.4	1457.0
55°	1186.7	1183.7	1179.0	1195.6	1253.8	1316.8	1395.8	1474.2	1531.8	1552.0	1613.2
57.5°	1245.5	1244.3	1244.9	1279.4	1349.5	1445.1	1541.9	1647.6	1742.7	1756.9	1813.9
60°	1296.6	1299.0	1312.6	1366.7	1454.6	1584.1	1720.1	1863.2	1947.6	1962.4	2018.3
62.5°	1359.0	1372.6	1402.9	1471.2	1574.6	1731.4	1907.8	2059.2	2167.9	2198.2	2303.9
65°	1508.6	1519.3	1575.8	1658.3	1790.2	1990.9	2193.5	2413.8	2593.2	2620.5	2711.4
67.5°	1617.9	1645.3	1733.8	1868.6	2059.2	2315.8	2593.8	2860.5	3011.9	3024.4	2960.9
69°	1579.9	1602.5	1707.0	1869.8	2099.6	2398.4	2744.1	3022.6	3115.9	3113.5	2940.7
70°	1521.7	1542.5	1657.7	1815.7	2065.8	2388.9	2746.4	3023.8	3080.2	3058.9	2861.1
72.5°	1274.6	1293.0	1401.1	1566.3	1808.6	2129.3	2466.1	2655.6	2643.7	2625.9	2299.2
75°	795.9	794.7	889.1	984.8	1173.1	1497.4	1748.0	1900.1	1875.7	1862.0	1476.0
77.5°	297.6	318.4	352.8	455.6	542.3	717.5	920.0	1089.3	1136.2	1076.2	794.7
80°	155.0	166.3	188.9	225.1	259.0	296.4	356.4	458.5	474.6	442.5	320.7
82.5°	122.4	136.0	158.6	189.5	213.2	199.0	187.7	194.2	193.0	184.1	163.3
85°	92.7	108.7	145.5	177.0	210.9	178.2	142.0	124.1	110.5	111.1	118.2
87.5°	46.3	60.0	114.6	154.4	183.5	118.2	92.7	71.9	60.0	57.6	77.2
90°	14.3	14.3	23.2	30.3	41.6	20.8	20.2	15.4	11.3	11.3	17.8
92.5°	0.0	0.0	0.0	0.0	0.0	0.0	0.0	0.0	0.0	0.0	0.0
95°	0.0	0.0	0.0	0.0	0.0	0.0	0.0	0.0	0.0	0.0	0.0
97.5°	0.0	0.0	0.0	0.0	0.0	0.0	0.0	0.0	0.0	0.0	0.0
100°	0.0	0.0	0.0	0.0	0.0	0.0	0.0	0.0	0.0	0.0	0.0
102.5°	0.0	0.0	0.0	0.0	0.0	0.0	0.0	0.0	0.0	0.0	0.0
105°	0.0	0.0	0.0	0.0	0.0	0.0	0.0	0.0	0.0	0.0	0.0
107.5°	0.0	0.0	0.0	0.0	0.0	0.0	0.0	0.0	0.0	0.0	0.0



REPORT NUMBER: P227053

CATALOG NUMBER: ISW-AF-600-LED-E1-SL4-7050

CANDELA DISTRIBUTION (continued):

	0°	5°	10°	15°	20°	25°	30°	35°	39°	40°	45°
110°	0.0	0.0	0.0	0.0	0.0	0.0	0.0	0.0	0.0	0.0	0.0
112.5°	0.0	0.0	0.0	0.0	0.0	0.0	0.0	0.0	0.0	0.0	0.0
115°	0.0	0.0	0.0	0.0	0.0	0.0	0.0	0.0	0.0	0.0	0.0
117.5°	0.0	0.0	0.0	0.0	0.0	0.0	0.0	0.0	0.0	0.0	0.0
120°	0.0	0.0	0.0	0.0	0.0	0.0	0.0	0.0	0.0	0.0	0.0
122.5°	0.0	0.0	0.0	0.0	0.0	0.0	0.0	0.0	0.0	0.0	0.0
125°	0.0	0.0	0.0	0.0	0.0	0.0	0.0	0.0	0.0	0.0	0.0
127.5°	0.0	0.0	0.0	0.0	0.0	0.0	0.0	0.0	0.0	0.0	0.0
130°	0.0	0.0	0.0	0.0	0.0	0.0	0.0	0.0	0.0	0.0	0.0
132.5°	0.0	0.0	0.0	0.0	0.0	0.0	0.0	0.0	0.0	0.0	0.0
135°	0.0	0.0	0.0	0.0	0.0	0.0	0.0	0.0	0.0	0.0	0.0
137.5°	0.0	0.0	0.0	0.0	0.0	0.0	0.0	0.0	0.0	0.0	0.0
140°	0.0	0.0	0.0	0.0	0.0	0.0	0.0	0.0	0.0	0.0	0.0
142.5°	0.0	0.0	0.0	0.0	0.0	0.0	0.0	0.0	0.0	0.0	0.0
145°	0.0	0.0	0.0	0.0	0.0	0.0	0.0	0.0	0.0	0.0	0.0
147.5°	0.0	0.0	0.0	0.0	0.0	0.0	0.0	0.0	0.0	0.0	0.0
150°	0.0	0.0	0.0	0.0	0.0	0.0	0.0	0.0	0.0	0.0	0.0
152.5°	0.0	0.0	0.0	0.0	0.0	0.0	0.0	0.0	0.0	0.0	0.0
155°	0.0	0.0	0.0	0.0	0.0	0.0	0.0	0.0	0.0	0.0	0.0
157.5°	0.0	0.0	0.0	0.0	0.0	0.0	0.0	0.0	0.0	0.0	0.0
160°	0.0	0.0	0.0	0.0	0.0	0.0	0.0	0.0	0.0	0.0	0.0
162.5°	0.0	0.0	0.0	0.0	0.0	0.0	0.0	0.0	0.0	0.0	0.0
165°	0.0	0.0	0.0	0.0	0.0	0.0	0.0	0.0	0.0	0.0	0.0
167.5°	0.0	0.0	0.0	0.0	0.0	0.0	0.0	0.0	0.0	0.0	0.0
170°	0.0	0.0	0.0	0.0	0.0	0.0	0.0	0.0	0.0	0.0	0.0
172.5°	0.0	0.0	0.0	0.0	0.0	0.0	0.0	0.0	0.0	0.0	0.0
175°	0.0	0.0	0.0	0.0	0.0	0.0	0.0	0.0	0.0	0.0	0.0
177.5°	0.0	0.0	0.0	0.0	0.0	0.0	0.0	0.0	0.0	0.0	0.0
180°	0.0	0.0	0.0	0.0	0.0	0.0	0.0	0.0	0.0	0.0	0.0



REPORT NUMBER: P227053

CATALOG NUMBER: ISW-AF-600-LED-E1-SL4-7050

CANDELA DISTRIBUTION (continued):

	50°	55°	60°	65°	70°	75°	80°	85°	90°	95°	100°
0°	613.0	613.0	613.0	613.0	613.0	613.0	613.0	613.0	613.0	613.0	613.0
2.5°	620.1	620.1	618.9	618.3	616.5	614.1	612.4	609.4	607.6	604.6	601.1
5°	612.4	610.0	608.8	606.4	602.9	599.9	596.3	592.2	587.4	581.5	574.9
7.5°	602.3	598.7	594.5	593.4	589.2	585.6	581.5	575.5	569.0	558.3	550.0
10°	598.1	594.5	591.0	588.6	583.3	579.1	574.4	566.6	558.3	544.1	528.6
12.5°	602.3	598.7	595.1	591.0	586.2	581.5	574.9	565.4	554.2	535.7	516.7
15°	612.4	608.8	602.9	598.7	592.2	588.0	579.1	568.4	551.8	529.2	504.3
17.5°	623.7	618.3	613.0	606.4	600.5	595.1	585.6	572.0	551.2	524.5	492.4
20°	634.3	628.4	620.1	615.3	609.4	601.7	591.6	574.9	550.0	515.0	479.9
22.5°	646.8	639.1	630.2	624.8	620.1	613.6	601.7	580.3	550.0	509.6	465.7
25°	662.9	652.8	643.8	638.5	635.5	630.8	616.5	592.8	554.2	506.6	453.8
27.5°	681.9	668.8	661.1	657.5	656.9	653.3	639.1	609.4	563.7	506.6	442.5
30°	704.4	693.1	683.0	683.0	690.2	687.8	671.8	634.9	578.5	508.4	434.2
32.5°	735.9	724.6	718.7	724.6	732.3	734.7	716.3	671.2	602.9	516.7	425.9
35°	782.2	775.1	771.0	779.9	795.3	801.2	778.7	725.2	638.5	532.8	421.1
37.5°	843.4	838.1	832.7	848.2	877.3	889.1	856.5	787.6	689.6	559.5	418.7
40°	913.5	914.1	920.0	950.9	978.8	1003.8	967.0	882.0	759.7	597.5	421.1
42.5°	996.7	1003.2	1023.4	1066.1	1120.2	1139.8	1104.2	996.1	847.0	643.3	427.1
45°	1100.0	1117.2	1151.7	1215.2	1280.6	1310.9	1260.4	1139.8	956.9	716.3	443.7
47.5°	1209.9	1247.9	1306.1	1383.3	1459.3	1478.9	1416.6	1269.9	1064.4	781.0	469.2
50°	1350.7	1397.0	1455.2	1547.8	1628.6	1640.5	1557.9	1390.4	1158.2	837.5	493.6
52.5°	1481.9	1544.9	1619.1	1726.6	1808.6	1793.7	1686.8	1498.0	1232.5	876.1	507.2
55°	1661.3	1726.6	1810.4	1904.2	1985.6	1949.9	1803.8	1589.4	1291.8	904.6	511.4
57.5°	1866.2	1916.1	1998.1	2094.3	2147.7	2086.6	1919.1	1678.5	1348.3	905.2	478.7
60°	2067.6	2125.8	2216.0	2310.5	2340.2	2234.5	1999.2	1692.2	1292.4	807.8	383.1
62.5°	2365.7	2424.5	2470.3	2485.7	2432.2	2219.6	1906.0	1547.8	1114.3	637.3	271.4
65°	2698.9	2632.4	2543.9	2460.7	2315.2	1992.1	1643.5	1271.7	864.8	425.9	187.1
67.5°	2786.2	2583.7	2391.3	2205.9	1934.5	1586.4	1239.6	894.5	554.8	242.3	127.1
69°	2695.4	2399.6	2185.2	1891.1	1610.8	1187.3	854.1	573.2	331.4	168.7	106.3
70°	2529.1	2221.4	1930.9	1616.1	1247.9	907.0	567.8	375.4	216.2	122.9	95.6
72.5°	1908.4	1525.9	1176.0	763.8	465.7	258.4	181.7	130.1	102.8	90.3	82.0
75°	1103.6	734.7	481.1	256.6	152.1	112.9	98.6	87.9	81.4	78.4	71.3
77.5°	465.7	291.0	197.2	144.3	102.2	87.3	76.0	70.1	69.5	67.7	61.2
80°	212.0	181.7	155.0	108.7	77.8	66.5	58.2	57.0	58.2	56.4	49.9
82.5°	157.4	155.0	129.5	83.7	59.4	44.5	36.2	38.0	42.8	46.3	40.4
85°	131.3	131.3	108.7	62.4	39.2	28.5	27.9	31.5	35.6	38.6	32.7
87.5°	120.6	115.8	62.4	32.1	22.6	18.4	17.2	15.4	15.4	26.7	22.6
90°	11.9	5.3	3.0	2.4	3.0	2.4	3.6	3.0	3.0	3.0	3.0
92.5°	0.0	0.0	0.0	0.0	0.0	0.0	0.0	0.0	0.0	0.0	0.0
95°	0.0	0.0	0.0	0.0	0.0	0.0	0.0	0.0	0.0	0.0	0.0
97.5°	0.0	0.0	0.0	0.0	0.0	0.0	0.0	0.0	0.0	0.0	0.0
100°	0.0	0.0	0.0	0.0	0.0	0.0	0.0	0.0	0.0	0.0	0.0
102.5°	0.0	0.0	0.0	0.0	0.0	0.0	0.0	0.0	0.0	0.0	0.0
105°	0.0	0.0	0.0	0.0	0.0	0.0	0.0	0.0	0.0	0.0	0.0
107.5°	0.0	0.0	0.0	0.0	0.0	0.0	0.0	0.0	0.0	0.0	0.0



REPORT NUMBER: P227053

CATALOG NUMBER: ISW-AF-600-LED-E1-SL4-7050

CANDELA DISTRIBUTION (continued):

	50°	55°	60°	65°	70°	75°	80°	85°	90°	95°	100°
110°	0.0	0.0	0.0	0.0	0.0	0.0	0.0	0.0	0.0	0.0	0.0
112.5°	0.0	0.0	0.0	0.0	0.0	0.0	0.0	0.0	0.0	0.0	0.0
115°	0.0	0.0	0.0	0.0	0.0	0.0	0.0	0.0	0.0	0.0	0.0
117.5°	0.0	0.0	0.0	0.0	0.0	0.0	0.0	0.0	0.0	0.0	0.0
120°	0.0	0.0	0.0	0.0	0.0	0.0	0.0	0.0	0.0	0.0	0.0
122.5°	0.0	0.0	0.0	0.0	0.0	0.0	0.0	0.0	0.0	0.0	0.0
125°	0.0	0.0	0.0	0.0	0.0	0.0	0.0	0.0	0.0	0.0	0.0
127.5°	0.0	0.0	0.0	0.0	0.0	0.0	0.0	0.0	0.0	0.0	0.0
130°	0.0	0.0	0.0	0.0	0.0	0.0	0.0	0.0	0.0	0.0	0.0
132.5°	0.0	0.0	0.0	0.0	0.0	0.0	0.0	0.0	0.0	0.0	0.0
135°	0.0	0.0	0.0	0.0	0.0	0.0	0.0	0.0	0.0	0.0	0.0
137.5°	0.0	0.0	0.0	0.0	0.0	0.0	0.0	0.0	0.0	0.0	0.0
140°	0.0	0.0	0.0	0.0	0.0	0.0	0.0	0.0	0.0	0.0	0.0
142.5°	0.0	0.0	0.0	0.0	0.0	0.0	0.0	0.0	0.0	0.0	0.0
145°	0.0	0.0	0.0	0.0	0.0	0.0	0.0	0.0	0.0	0.0	0.0
147.5°	0.0	0.0	0.0	0.0	0.0	0.0	0.0	0.0	0.0	0.0	0.0
150°	0.0	0.0	0.0	0.0	0.0	0.0	0.0	0.0	0.0	0.0	0.0
152.5°	0.0	0.0	0.0	0.0	0.0	0.0	0.0	0.0	0.0	0.0	0.0
155°	0.0	0.0	0.0	0.0	0.0	0.0	0.0	0.0	0.0	0.0	0.0
157.5°	0.0	0.0	0.0	0.0	0.0	0.0	0.0	0.0	0.0	0.0	0.0
160°	0.0	0.0	0.0	0.0	0.0	0.0	0.0	0.0	0.0	0.0	0.0
162.5°	0.0	0.0	0.0	0.0	0.0	0.0	0.0	0.0	0.0	0.0	0.0
165°	0.0	0.0	0.0	0.0	0.0	0.0	0.0	0.0	0.0	0.0	0.0
167.5°	0.0	0.0	0.0	0.0	0.0	0.0	0.0	0.0	0.0	0.0	0.0
170°	0.0	0.0	0.0	0.0	0.0	0.0	0.0	0.0	0.0	0.0	0.0
172.5°	0.0	0.0	0.0	0.0	0.0	0.0	0.0	0.0	0.0	0.0	0.0
175°	0.0	0.0	0.0	0.0	0.0	0.0	0.0	0.0	0.0	0.0	0.0
177.5°	0.0	0.0	0.0	0.0	0.0	0.0	0.0	0.0	0.0	0.0	0.0
180°	0.0	0.0	0.0	0.0	0.0	0.0	0.0	0.0	0.0	0.0	0.0



REPORT NUMBER: P227053

CATALOG NUMBER: ISW-AF-600-LED-E1-SL4-7050

CANDELA DISTRIBUTION (continued):

	105°	110°	115°	120°	125°	130°	135°	140°	145°	150°	155°
0°	613.0	613.0	613.0	613.0	613.0	613.0	613.0	613.0	613.0	613.0	613.0
2.5°	598.1	595.7	589.8	588.6	586.8	584.5	583.9	580.9	574.9	573.8	574.4
5°	570.8	561.3	554.8	549.4	545.2	534.6	530.4	525.6	517.3	515.0	511.4
7.5°	538.7	527.4	514.4	504.9	493.6	482.3	473.4	462.1	453.2	447.8	438.3
10°	513.8	498.3	481.1	462.1	447.2	430.0	418.7	405.7	391.4	378.3	368.8
12.5°	494.8	473.4	448.4	425.9	404.5	386.1	365.9	347.5	329.6	311.8	296.4
15°	479.3	452.6	421.1	392.6	366.5	339.1	316.6	291.0	268.5	253.0	233.4
17.5°	462.7	428.2	390.8	357.6	323.7	295.2	266.7	240.0	218.6	198.4	182.3
20°	442.5	400.9	360.5	321.9	283.3	250.6	221.5	196.0	175.2	159.2	147.3
22.5°	419.9	371.2	324.3	282.1	243.5	211.4	184.1	165.1	149.7	140.8	137.2
25°	397.9	342.1	289.3	242.9	204.3	177.0	158.6	142.5	134.8	131.3	131.3
27.5°	377.8	312.4	253.6	208.5	171.1	149.7	135.4	128.9	125.3	125.3	127.1
30°	358.7	282.7	219.8	174.0	144.3	128.3	120.6	118.2	118.8	121.2	123.5
32.5°	336.8	254.2	190.7	149.7	125.3	114.6	108.7	109.3	112.3	116.4	120.6
35°	313.6	223.9	165.1	131.3	112.3	103.9	100.4	101.0	105.1	110.5	114.6
37.5°	292.8	199.6	145.5	117.0	102.8	97.4	94.4	95.0	98.0	104.5	109.9
40°	272.0	178.8	129.5	108.7	97.4	92.1	90.3	89.7	92.1	98.0	104.5
42.5°	254.2	161.0	120.0	102.8	93.8	89.1	86.7	86.7	87.9	92.7	99.2
45°	243.5	150.3	113.4	98.6	90.9	86.7	84.3	83.2	84.9	87.9	93.8
47.5°	243.5	144.9	109.3	95.6	88.5	84.9	82.0	81.4	82.0	84.9	90.9
50°	251.8	146.1	108.7	94.4	87.3	82.6	79.6	79.6	80.8	84.9	89.7
52.5°	259.0	148.5	110.5	95.6	87.3	81.4	77.8	77.2	79.0	83.2	87.3
55°	257.8	148.5	112.3	97.4	89.1	82.0	77.2	76.6	77.8	82.0	86.1
57.5°	230.5	139.6	110.5	98.6	91.5	84.9	80.2	78.4	79.6	83.2	86.7
60°	186.5	124.1	105.7	98.6	95.0	90.3	85.5	84.3	84.9	88.5	92.7
62.5°	146.1	110.5	99.8	98.0	96.8	94.4	92.7	91.5	91.5	94.4	98.0
65°	118.8	99.8	95.0	95.6	96.8	96.2	95.6	95.0	95.0	96.8	100.4
67.5°	99.2	89.7	88.5	90.3	91.5	92.1	92.7	92.1	92.7	94.4	98.6
69°	90.3	84.3	83.2	84.3	86.7	87.3	88.5	87.9	88.5	90.3	94.4
70°	84.9	80.2	79.0	80.8	82.6	83.2	84.3	83.7	84.3	86.1	90.3
72.5°	73.7	68.3	66.5	67.7	69.5	69.5	71.3	71.9	70.7	71.3	74.2
75°	63.0	57.0	54.0	54.6	54.6	54.6	55.8	55.8	54.6	54.0	54.6
77.5°	52.9	46.3	42.8	42.8	42.8	42.2	40.4	41.0	41.6	41.0	41.6
80°	41.6	36.2	32.7	32.7	32.7	31.5	30.9	30.9	32.1	33.3	32.7
82.5°	32.1	26.7	24.9	24.4	24.4	23.2	23.2	24.4	23.8	24.4	25.5
85°	23.2	19.0	17.2	17.8	17.2	16.0	16.6	18.4	18.4	17.8	19.0
87.5°	14.3	11.9	11.3	11.9	10.7	8.9	8.3	8.9	10.1	9.5	10.7
90°	1.8	1.2	1.2	1.2	1.8	1.2	1.2	1.2	1.8	1.8	1.2
92.5°	0.0	0.0	0.0	0.0	0.0	0.0	0.0	0.0	0.0	0.0	0.0
95°	0.0	0.0	0.0	0.0	0.0	0.0	0.0	0.0	0.0	0.0	0.0
97.5°	0.0	0.0	0.0	0.0	0.0	0.0	0.0	0.0	0.0	0.0	0.0
100°	0.0	0.0	0.0	0.0	0.0	0.0	0.0	0.0	0.0	0.0	0.0
102.5°	0.0	0.0	0.0	0.0	0.0	0.0	0.0	0.0	0.0	0.0	0.0
105°	0.0	0.0	0.0	0.0	0.0	0.0	0.0	0.0	0.0	0.0	0.0
107.5°	0.0	0.0	0.0	0.0	0.0	0.0	0.0	0.0	0.0	0.0	0.0



REPORT NUMBER: P227053
 CATALOG NUMBER: ISW-AF-600-LED-E1-SL4-7050

REPORT N
 CATALOG

CANDELA DISTRIBUTION (continued):

CANDELA

	105°	110°	115°	120°	125°	130°	135°	140°	145°	150°	155°	
110°	0.0	0.0	0.0	0.0	0.0	0.0	0.0	0.0	0.0	0.0	0.0	0°
112.5°	0.0	0.0	0.0	0.0	0.0	0.0	0.0	0.0	0.0	0.0	0.0	2.5°
115°	0.0	0.0	0.0	0.0	0.0	0.0	0.0	0.0	0.0	0.0	0.0	5°
117.5°	0.0	0.0	0.0	0.0	0.0	0.0	0.0	0.0	0.0	0.0	0.0	7.5°
120°	0.0	0.0	0.0	0.0	0.0	0.0	0.0	0.0	0.0	0.0	0.0	10°
122.5°	0.0	0.0	0.0	0.0	0.0	0.0	0.0	0.0	0.0	0.0	0.0	12.5°
125°	0.0	0.0	0.0	0.0	0.0	0.0	0.0	0.0	0.0	0.0	0.0	15°
127.5°	0.0	0.0	0.0	0.0	0.0	0.0	0.0	0.0	0.0	0.0	0.0	17.5°
130°	0.0	0.0	0.0	0.0	0.0	0.0	0.0	0.0	0.0	0.0	0.0	20°
132.5°	0.0	0.0	0.0	0.0	0.0	0.0	0.0	0.0	0.0	0.0	0.0	22.5°
135°	0.0	0.0	0.0	0.0	0.0	0.0	0.0	0.0	0.0	0.0	0.0	25°
137.5°	0.0	0.0	0.0	0.0	0.0	0.0	0.0	0.0	0.0	0.0	0.0	27.5°
140°	0.0	0.0	0.0	0.0	0.0	0.0	0.0	0.0	0.0	0.0	0.0	30°
142.5°	0.0	0.0	0.0	0.0	0.0	0.0	0.0	0.0	0.0	0.0	0.0	32.5°
145°	0.0	0.0	0.0	0.0	0.0	0.0	0.0	0.0	0.0	0.0	0.0	35°
147.5°	0.0	0.0	0.0	0.0	0.0	0.0	0.0	0.0	0.0	0.0	0.0	37.5°
150°	0.0	0.0	0.0	0.0	0.0	0.0	0.0	0.0	0.0	0.0	0.0	40°
152.5°	0.0	0.0	0.0	0.0	0.0	0.0	0.0	0.0	0.0	0.0	0.0	42.5°
155°	0.0	0.0	0.0	0.0	0.0	0.0	0.0	0.0	0.0	0.0	0.0	45°
157.5°	0.0	0.0	0.0	0.0	0.0	0.0	0.0	0.0	0.0	0.0	0.0	47.5°
160°	0.0	0.0	0.0	0.0	0.0	0.0	0.0	0.0	0.0	0.0	0.0	50°
162.5°	0.0	0.0	0.0	0.0	0.0	0.0	0.0	0.0	0.0	0.0	0.0	52.5°
165°	0.0	0.0	0.0	0.0	0.0	0.0	0.0	0.0	0.0	0.0	0.0	55°
167.5°	0.0	0.0	0.0	0.0	0.0	0.0	0.0	0.0	0.0	0.0	0.0	57.5°
170°	0.0	0.0	0.0	0.0	0.0	0.0	0.0	0.0	0.0	0.0	0.0	60°
172.5°	0.0	0.0	0.0	0.0	0.0	0.0	0.0	0.0	0.0	0.0	0.0	62.5°
175°	0.0	0.0	0.0	0.0	0.0	0.0	0.0	0.0	0.0	0.0	0.0	65°
177.5°	0.0	0.0	0.0	0.0	0.0	0.0	0.0	0.0	0.0	0.0	0.0	67.5°
180°	0.0	0.0	0.0	0.0	0.0	0.0	0.0	0.0	0.0	0.0	0.0	69°
												70°
												72.5°
												75°
												77.5°
												80°
												82.5°
												85°
												87.5°
												90°
												92.5°
												95°
												97.5°
												100°
												102.5°
												105°
												107.5°



NUMBER: P227053
 NUMBER: ISW-AF-600-LED-E1-SL4-7050

REPORT NUMBER: P
 CATALOG NUMBER:

DISTRIBUTION (continued):

160°	165°	170°	175°	180°
613.0	613.0	613.0	613.0	613.0
570.2	572.0	564.3	567.8	565.4
507.8	504.9	504.3	502.5	498.9
434.8	432.4	425.3	427.6	422.3
359.3	358.7	345.7	346.3	339.7
289.8	279.2	273.8	266.1	270.2
224.5	215.6	204.3	201.4	205.5
169.3	160.4	155.0	150.3	148.5
140.2	134.8	131.9	130.1	128.9
135.4	134.2	133.6	132.5	131.9
132.5	133.6	133.6	133.6	132.5
129.5	131.9	132.5	131.9	130.7
126.5	128.3	128.3	127.7	125.9
122.4	124.1	124.1	123.5	122.4
117.6	118.8	119.4	119.4	120.0
114.0	115.2	116.4	117.6	119.4
109.9	111.7	112.3	114.6	117.0
104.5	106.9	108.1	109.9	112.3
99.2	102.2	102.8	105.1	107.5
96.8	99.2	99.2	101.0	102.8
93.8	95.0	94.4	95.6	96.2
90.9	92.1	91.5	92.7	93.3
88.5	89.7	90.9	92.1	92.7
89.7	91.5	92.1	93.8	94.4
95.0	97.4	99.8	102.2	103.9
100.4	103.3	108.7	119.4	123.5
103.3	107.5	120.0	138.4	143.7
101.6	106.9	121.8	141.4	147.9
98.0	102.2	118.2	138.4	144.3
93.3	97.4	113.4	135.4	140.8
75.4	77.8	95.6	116.4	120.0
55.2	57.0	70.7	79.0	78.4
42.8	45.1	49.9	50.5	49.9
33.9	35.0	37.4	37.4	38.0
26.1	26.7	27.9	26.7	26.1
19.6	19.0	18.4	17.8	17.2
11.3	11.3	9.5	8.3	7.7
1.2	1.8	1.8	1.2	0.0
0.0	0.0	0.0	0.0	0.0
0.0	0.0	0.0	0.0	0.0
0.0	0.0	0.0	0.0	0.0
0.0	0.0	0.0	0.0	0.0
0.0	0.0	0.0	0.0	0.0
0.0	0.0	0.0	0.0	0.0
0.0	0.0	0.0	0.0	0.0
0.0	0.0	0.0	0.0	0.0

CANDELA DISTRIBUTION:

	160°
110°	0.0
112.5°	0.0
115°	0.0
117.5°	0.0
120°	0.0
122.5°	0.0
125°	0.0
127.5°	0.0
130°	0.0
132.5°	0.0
135°	0.0
137.5°	0.0
140°	0.0
142.5°	0.0
145°	0.0
147.5°	0.0
150°	0.0
152.5°	0.0
155°	0.0
157.5°	0.0
160°	0.0
162.5°	0.0
165°	0.0
167.5°	0.0
170°	0.0
172.5°	0.0
175°	0.0
177.5°	0.0
180°	0.0

